


FMH Policyholder Center FieldView™ Integration Instructions

FieldView Integration


1. **Connect your FieldView account with the FMH Policyholder Center.**
 - a. Click the drop-down menu next to your name and select **Integrations**.



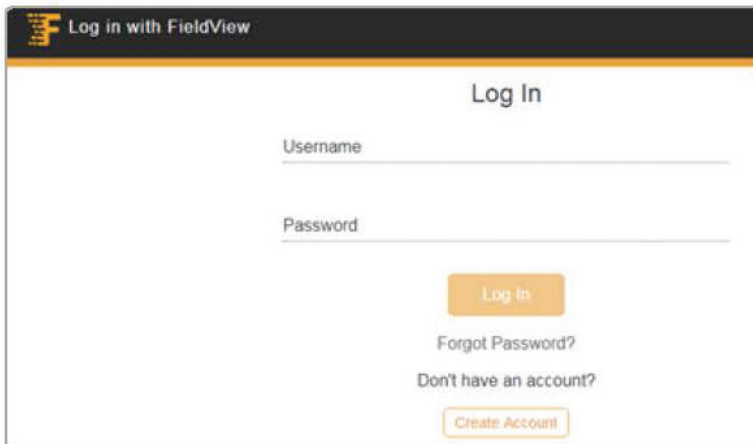
- b. Click **Connect Account**.



Note: Once the connection is successful, the Integrations page displays a green "Connected" icon.



- c. Log in to FieldView with your username and password.




Farmers Mutual Hail
Insurance Company of Iowa



FMH Policyholder Center FieldView™ Integration Instructions

2. Submit the FieldView acreage data to FMH.

- a. Once logged into the Policyholder Center, click the drop-down menu next to your name and select **Integrations**.
- b. Click **File Request** next to your FieldView account.



- c. Select the **File Type** to submit.
- d. Enter the **Entity Name/Account Number**.
- e. Select the **Year**.
- f. Click **Submit**.

FILE REQUEST

Connected
CLIMATE
FIELDVIEW
Account: farmer@fmh.com

FILE REQUEST

File Type Year Submit

Plantings (Acreage) 2019

REQUEST HISTORY

Date	File Type	Year
06/29/2019	Planting	2019
06/29/2019	Harvest	2018
06/29/2019	Fields	2017

